



#1 IN THE WORLD

2017

COLLECTION

FULL FACE / MODULAR
OPEN FACE / OFF ROAD



RPHA 11 Pro
WHITE



COMPANY OVERVIEW

HJC Helmets founded in 1971, has a proud history of supplying high quality motorcycle helmets to both the public and racers around the world.

As we celebrate HJC's 46th Anniversary, HJC is proud to announce its partnership with Dorna to become the first helmet company in the world to Title sponsor the 2016 HJC Helmets Grand Prix Ceske Republiky in Brno. HJC is pleased to be a Title Sponsor of a MotoGP event because this is a direct way to give back to our industry and to support the sport of motorcycle racing that we so dearly love.

Over the years, HJC has been known for the quality of its products. This has been the focus and mission of every individual at HJC. As a result, the outcome has been rather impressive.

HJC ATHLETICS

MOTO 2



JULIAN SIMON
QMMF Racing Team



XAVIER VIERGE
Tech 3 Racing

MOTO 3



JORGE NAVARRO
Estrella Galicia 0.0

FREESTYLE



NATE ADAMS



MATT BUYTEN



VICKI GOLDEN

CONTENTS

MOTO AMERICA



PHILIPP ÖTTL
Schedl GP Racing



ARON CANET
Estrella Galicia 0.0



TONI ELIAS
Yoshimura Suzuki Factory Racing

SUPERCROSS



MATT BISCEGLIA



NICK WEY



KYLE CHISHOLM

04-07

MARVEL LICENSED HELMETS

08-29

FULL FACE HELMETS

RPHA11 PRO | RPHA ST | FG17 | IS-17 |
CL-17 | CS-R3 | CL-Y

30-35

MODULAR HELMETS

RPHA MAX | IS-MAX II | CL-MAX II

36-41

OPEN FACE HELMETS

FG-JET | IS-33 II | CL-JET | IS-CRUISER |
CS-5N | CS-2N | CL-IRON ROAD

42-53

OFF ROAD HELMETS

D5-X1 | FG-X | CL-X7 | CS-MX II | CL-XY II



MARVEL



RPHA 11 Pro
SPIDER-MAN



RPHA 11 Pro
VENOM



CL-17
CAPTAIN AMERICA



CL-17
PUNISHER



IS-17
IRON MAN



CL-XY II
AVENGERS



#1 IN THE WORLD

MARVEL

2017 | MARVEL SERIES



RPHA 11 Pro
VENOM

RPHA 11 Pro
SPIDER-MAN

© 2018 MARVEL

MARVEL.COM



#1 IN THE WORLD

MARVEL



IS-17
IRON MAN

CL-17
PUNISHER

CL-17
CAPTAIN AMERICA

© 2010 MARVEL

MARVEL.COM



MARVEL
AVENGERS
CL-XY II

© 2016 MARVEL



#1 IN THE WORLD

MARVEL.COM

ALL NEW RPHA 11 Pro

RPHA SERIES
Performance REINVENTED



(As a guide only. Helmets must be tried on in person. Please review HJC's Owner's manual.)

| SIZING CHART | XS | SM | MD | LG | XL | 2XL |
|---------------------|-------|-------|-------|-------|-------|-------|
| HELMET SIZE (CM) | 54-55 | 55-56 | 57-58 | 58-59 | 60-61 | 62-63 |
| CHEEK PAD SIZE (MM) | 45 | 40 | 35 | 30 | 30 | 25 |
| LINER SIZE (MM) | 12 | 9 | 12 | 9 | 12 | 7 |



1 | AERODYNAMIC DESIGN

1 IMPROVED AERODYNAMIC SHELL DESIGN



2 AERODYNAMIC SHELL BOTTOM DESIGN



3 NEW REAR SPOILER DESIGN



 Rain proof design

2 | ADVANCED VENTILATION

1 'ACS' ADVANCED CHANNELING VENTILATION SYSTEM



2 DUAL MOUTH SIDE VENTS



3 NEW FOREHEAD VENT



3 | ADVANCED SHIELD SYSTEM

1 ENLARGED VIEW PORT

Improved rider view range



2 RAPIDFIRE 2 SHIELD REPLACEMENT SYSTEM



3 OPTICALLY SUPERIOR 2D ANTI FOG FLAT RACING SHIELD



4 | SAFETY & COMFORT

1 ADVANCED PIM PLUS SHELL CONSTRUCTION



2 EMERGENCY RELEASE KIT



3 GLASSES FRIENDLY INTERIOR



4 HIGH VISIBILITY REFLECTIVE PATCHES



RPHA 11 Pro SOLID COLOR



SEMI-FLAT BLACK



BLACK



SEMI-FLAT
TITANIUM



WHITE



RPHA 11 Pro RIBERTE



MC-4HSF



MC-15F



MC-35F



MC-55F



RPHA 11 Pro SKYRYM



MC-3



MC-1



MC-55F



RPHA 11 Pro DARTER



MC-21



RPHA ST

RPHA SERIES Performance REINVENTED

FEATURES

- Advanced P.I.M. (Premium Integrated Matrix) Construction: A matrix of Carbon Fiber, Aramid, Fiberglass and Organic Non-Woven Fabric create a remarkably strong yet extremely lightweight shell designed for superior fit and comfort using advanced CAD technology.
- For perfect and compact dimensions, RPHA ST comes in 3 different shells: 1st shell for XS-5 sizing, 2nd for M-L sizing and 3rd for XL-2XL sizing.
- "ACS" Advanced Channeling Ventilation System: Full front to back airflow flushes heat and humidity up and out.
- Optically-superior Pinlock® 100% Max Vision®-prepared Face Shield: New 3D design provides 95% UV protection, anti-scratch coating and is prepared for the ultimate anti-fog system. Pinlock 100% Max Vision fog-resistant lens included.
- Innovative Center One-Touch Open/Close Locking System: designed for an extremely secure seal.
- RapidFire™ II Shield Replacement System: Simple and secure shield ratchet system provides ultra-quick, tool-less removal and installation for efficient operation.
- One-Touch Integrated SunShield: Smoke-tinted anti-scratch SunShield deploys quickly and easily.
- SilverCool Plus™ Interior: Premium soft feel with Ginkgo Extract, moisture-wicking and odor-free interior with advanced silver anti-bacterial fabric. Crown and cheek pads are fully removable and washable. All RPHA ST cheek pads are interchangeable throughout all helmet sizes.
- Glasses Groove can accommodate riders who wear glasses.
- DOT approved
- SIZES: XS - 2XL

ADVANCED PIM (PREMIUM INTEGRATED MATRIX) CONSTRUCTION

INTEGRATED SUNSHIELD



INNOVATIVE CENTER ONE-TOUCH OPEN/CLOSE LOCKING SYSTEM

RAPIDFIRE™ II SHIELD REPLACEMENT SYSTEM

SILVER

SILVERCOOL™ PLUS INTERIOR

| SIZING CHART | XS | SM | MD | LG | XL | 2XL |
|---------------------|-------|-------|-------|-------|-------|-------|
| HELMET SIZE (CM) | 54-55 | 55-56 | 57-58 | 58-59 | 60-61 | 62-63 |
| CHEEK PAD SIZE (MM) | 40 | 35 | 40 | 35 | 30 | 25 |
| LINER SIZE (MM) | 15 | 12 | 18 | 15 | 12 | 9 |



BLACK

MATT BLACK

WHITE

5 YEAR WARRANTY

DOT APPROVED

BREATH DEFLECTOR INCLUDED

CHIN CURTAIN INCLUDED

RPHA ST DABIN



MC-75F



MC-55F



FG-17

ADVANCED FIBERGLASS
COMPOSITE SHELL

"ACS" ADVANCED CHANNELING
VENTILATION SYSTEM



SILVER

RAPIDFIRE™ II SHIELD
REPLACEMENT SYSTEM

SILVERCOOL™ PLUS
INTERIOR

BREATH
DEFLECTOR
INCLUDED

DOT
APPROVED

SNELL
APPROVED

FEATURES

- The race-ready helmet tested at Wind Tunnel Laboratory.
- Advanced Fiberglass Composite Shell: Lightweight, superior fit and comfort using advanced CAD technology.
- For more comfortable fit, FG-17 comes in 3 different shells: 1st. shell for XS-S sizing, 2nd. for M-L sizing, and 3rd. for XL-3XL sizing.
- "ACS" Advanced Channeling Ventilation System: Full front to back airflow flushes heat and humidity up and out.
- Optically-superior Pinlock® 100% Max Vision®-prepared Face Shield: New 3D design provides 95% UV protection, anti-scratch coating and is prepared for the ultimate anti-fog system. Pinlock 100% Max Vision fog-resistant insert lens sold separately.
- RapidFire™ II Shield Replacement System: Simple and secure shield ratchet system provides ultra-quick, tool-less removal and installation for efficient operation.
- SilverCool™ Interior: Moisture-wicking and odor-free interior with advanced silver anti-bacterial fabric. Crown and cheek pads are fully removable and washable. All FG-17 cheek pads are interchangeable throughout all helmet sizes.
- DOT & SNELL approved
- SIZES: XS - 3XL

| SIZING CHART | XS | SM | MD | LG | XL | 2XL | 3XL |
|---------------------|-------|-------|-------|-------|-------|-------|-------|
| HELMET SIZE (CM) | 54-55 | 55-56 | 57-58 | 58-59 | 60-61 | 62-63 | 64-65 |
| CHEEK PAD SIZE (MM) | 35 | 30 | 35 | 30 | 35 | 30 | 20 |
| LINER SIZE (MM) | 12 | 9 | 15 | 12 | 15 | 12 | 7 |

(As a guide only. Helmets must be tried on in person. Please review HJC's Owner's manual.)



WHITE

MATTE
BLACK

BLACK

FG-17 VALVE



MC-3HSF



MC-1SF



MC-5SF



MC-8SF



FG-17 VALHALLA



MC-5F





FEATURES

- Advanced Polycarbonate Composite Shell: Lightweight, superior fit and comfort using advanced CAD technology.
- Optically-superior Pinlock® 100% Max Vision®-prepared Face Shield: New 3D design provides 95% UV protection, anti-scratch coating and is prepared for the ultimate anti-fog system. Pinlock 100% Max Vision fog-resistant lens sold separately.
- One-Touch Integrated SunShield: 3-stage adjustable, smoke-tinted and anti-scratch SunShield deploys quickly and easily.
- RapidFire™ II shield replacement system: Simple and secure shield ratchet system provides ultra-quick, tool less removal and installation for efficient operation.
- SuperCool® Interior: Moisture-wicking and antibacterial fabric. Crown and cheek pads are fully removable and washable. All IS-17 cheek pads are interchangeable throughout all helmet sizes.
- Glasses Groove can accommodate riders who wear glasses.
- DOT approved
- SIZES: XS - 2XL

ALSO AVAILABLE IN SOLID COLORS



(As a guide only. Helmets must be tried on in person. Please review HJC's Owner's manual.)

| SIZING CHART | XS | SM | MD | LG | XL | 2XL |
|---------------------|-------|-------|-------|-------|-------|-------|
| HELMET SIZE (CM) | 53-54 | 55-56 | 57-58 | 59-60 | 61-62 | 63-64 |
| CHEEK PAD SIZE (MM) | 40 | 35 | 30 | 35 | 30 | 25 |
| LINER SIZE (MM) | 18 | 15 | 12 | 18 | 15 | 12 |



IS-17 LANK



MC-85F



MC-15F



MC-3HSF



MC-55F



IS-17 GRAPPLE



Reflective Decal



MC-1



MC-2



MC-4



MC-5



MC-3H

CL-17

"ACS" ADVANCED CHANNELING VENTILATION SYSTEM

ADVANCED POLYCARBONATE COMPOSITE SHELL



SILVER


SUPERCOOL™ INTERIOR

RAPIDFIRE™ SHIELD REPLACEMENT SYSTEM

FEATURES

- Advanced Polycarbonate Composite Shell: Lightweight, superior fit and comfort using advanced CAD technology.
- "ACS" Advanced Channeling Ventilation System: Full front to back airflow flushes heat and humidity up and out.
- Optically-superior Pinlock®-prepared Face Shield: New 3D design provides 95% UV protection, anti-scratch coating and is prepared for the ultimate anti-fog system. Pinlock lens sold separately.
- RapidFire™ Shield Replacement System: Simple and secure shield ratchet system provides ultra-quick, tool-less removal and installation for efficient operation.
- SuperCool® Interior: Moisture-wicking and antibacterial fabric. Crown and cheek pads are fully removable and washable. All CL-17 cheek pads are interchangeable throughout all helmet sizes.
- DOT & SNELL approved (CL-17 Plus: 3XL-5XL DOT Only)
- SIZES: XS-5XL

ALSO AVAILABLE IN SOLID COLORS



(As a guide only. Helmets must be tried on in person. Please review JJC's Owner's manual.)

| SIZING CHART | XS | SM | MD | LG | XL | 2XL | 3XL | 4XL | 5XL |
|---------------------|-------|-------|-------|-------|-------|-------|-------|-------|-------|
| HELMET SIZE (CM) | 54-55 | 56-57 | 58-59 | 60-61 | 62-63 | 63-64 | 65-66 | 67-68 | 69-70 |
| CHEEK PAD SIZE (MM) | 40 | 35 | 30 | 35 | 30 | 25 | 25 | 20 | 17 |
| LINER SIZE (MM) | 18 | 15 | 12 | 18 | 15 | 12 | 15 | 12 | 9 |

UPTO
5XL

BREATH DEFLECTOR INCLUDED

DOT APPROVED

SNELL APPROVED

CL-17 BOOST **NEW**



MC-15F



MC-25F



MC-55F



MC-85F



CL-17 REBEL **NEW**



MC-9F



MC-5F



CL-17 COSMOS **NEW**



MC-8



MC-11



CS-R3

FEATURES

- Advanced Polycarbonate Composite Shell: Lightweight, superior fit and comfort using advanced CAD technology.
- Advanced Ventilation System: Adjustable forehead and chin vents, and two rear exhaust vents.
- Optically-superior Face Shield: provides 95% UV protection.
- RapidFire™ Shield Replacement System: Simple and secure shield ratchet system provides ultra-quick, tool-less removal and installation for efficient operation.
- Nylex® Interior: Plush, moisture-wicking fabric. Crown and cheek pads are fully removable and washable.
- All CS-R3 cheek pads are interchangeable throughout all helmet sizes.
- DOT approved
- SIZES: XS-2XL

(As a guide only. Helmets must be tried on in person. Please review HJC's Owner's manual.)

| SIZING CHART | XS | SM | MD | LG | XL | 2XL |
|---------------------|-------|-------|-------|-------|-------|-------|
| HELMET SIZE (CM) | 54-55 | 55-56 | 57-58 | 58-59 | 60-61 | 62-63 |
| CHEEK PAD SIZE (MM) | 35 | 30 | 25 | 25 | 20 | 15 |
| LINER SIZE (MM) | 18 | 15 | 12 | 15 | 12 | 9 |



BLACK



MATTE BLACK



WHITE



WINE-BERRY



CANDY RED



MC-105F



MC-55F



MC-75F



CS-R3 SPIKE



MC-1



MC-5



MC-2



CS-R3 TREAGUE



MC-2F



MC-3HF



MC-4F



MC-5F



MC-6HF



MC-8F



MC-1F




CL-Y BOOST **NEW**

FEATURES

- True Youth Size Polycarbonate Shell: Lightweight, superior fit and comfort using advanced CAD technology.
- Integrated Ventilation System: Provides cooling airflow.
- Large Eye Port Design: For maximum visibility.
- Flush-mounted Shield/Ratchet System: Simple and easy to use.
- Plush, Nylex® Interior: Washable and Removable.
- DOT approved
- SIZES: Youth Small, Youth Medium, Youth Large

(As a guide only. Helmets must be tried on in person. Please review HJC's Owner's manual.)

ALSO AVAILABLE IN SOLID COLORS



| SIZING CHART | SM | MD | LG |
|---------------------|-------|-------|-------|
| HELMET SIZE (CM) | 49-50 | 51-52 | 53-54 |
| CHEEK PAD SIZE (MM) | 30 | 25 | 20 |
| LINER SIZE (MM) | 18 | 15 | 12 |



MC-1SF

MC-2SF

MC-5SF



MC-8SF

CL-Y

RPHA MAX



FEATURES

- Advanced P.I.M. (Premium Integrated Matrix) Construction: A matrix of Carbon Fiber, Aramid, Fiberglass and Organic Non-Woven Fabric create a remarkably strong yet extremely lightweight shell designed for superior fit and comfort using advanced CAD technology.
- Optimal Shell Sizing: Three shell sizes (XS-S, M-L and XL-XXL) provide riders with proportional sizing.
- One-Touch Integrated SunShield: 3-stage adjustable, smoke-tinted and anti-scratch
- SunShield deploys quickly and easily.
- Extremely Quiet: Developed in HJC's wind tunnel laboratory at high speeds to mitigate wind noise levels; only 84dB at 100 kph/62.5 mph.
- Sport Helmet Design: Extremely compact and aerodynamic design gives the RPHA Max the look of a full-face sportbike helmet. 3D Anti Scratch Shield and Pinlock 100% Max Vision Included.
- Innovative Center One-Touch Locking System: Easy open/close action with an extremely secure seal.
- RapidFire™ II Shield Replacement System: Simple and secure shield ratchet system provides ultra-quick, tool-less removal and installation for efficient operation.
- COOL4EVER™ interior: Lightweight, moisture wicking, odor free and anti bacterial, premium soft feel with Ginkgo extract. Innovative new fabric offers self-cooling proper ties. It is cooling down faster than other major fabrics. Extremely important for long hot rides. Crown and cheek pads are removable and washable. All RPHA MAX cheek pads are interchangeable throughout all helmet sizes.
- DOT approved
- XS - 2XL

| SIZING CHART | XS | SM | MD | LG | XL | 2XL |
|---------------------|-------|-------|-------|-------|-------|-------|
| HELMET SIZE (CM) | 54-55 | 55-56 | 57-58 | 58-59 | 60-61 | 62-63 |
| CHEEK PAD SIZE (MM) | 37 | 32 | 32 | 27 | 27 | 22 |
| LINER SIZE (MM) | 12 | 9 | 15 | 12 | 12 | 9 |

(As a guide only. Helmets must be tried on in person. Please review HJC's Owner's manual.)



RPHA MAX SOLID COLOR



SILVER



BLACK

MATTE
BLACK

WHITE

PEARL
WHITE

IS-MAX II



SILVER

SUPERCOOL™ INTERIOR



FEATURES

- Advanced Polycarbonate Composite Shell with Adjustable Polycarbonate Chinbar: Lightweight, superior fit and comfort using advanced CAD technology.
- Single-button Chin bar/Face shield Release: Open with one hand even with gloves on*.
- "ACS" Advanced Channeling Ventilation System: Full front to back airflow flushes heat and humidity up and out.
- Optically-superior Pinlock®-prepared Face Shield: New 3D design provides 95% UV protection, anti-scratch coating and is prepared for the ultimate anti-fog system. Pinlock lens sold separately.
- QuickSlide™ Shield Replacement System: Quick, secure, tool-less removal and installation.
- One-Touch Integrated SunShield: 3-stage adjustable, smoke-tinted and anti-scratch SunShield deploys quickly and easily.
- SuperCool® Interior: Moisture-wicking and antibacterial fabric. Crown and cheek pads are fully removable and washable. All IS-MAX 2 cheek pads are interchangeable throughout all helmet sizes.
- Glasses Groove can accommodate riders who wear glasses.
- DOT approved
- SIZES: XS-5XL

| SIZING CHART | XS | SM | MD | LG | XL | 2XL | 3XL | 4XL | 5XL |
|---------------------|-------|-------|-------|-------|-------|-------|-------|-------|-------|
| HELMET SIZE (CM) | 54-55 | 55-56 | 57-58 | 58-59 | 60-61 | 62-63 | 65-66 | 67-68 | 69-70 |
| CHEEK PAD SIZE (MM) | 37 | 32 | 32 | 27 | 22 | 17 | 20 | 17 | 14 |
| LINER SIZE (MM) | 12 | 9 | 15 | 12 | 12 | 9 | 15 | 12 | 9 |

(As a guide only. Helmets must be tried on in person. Please review JHC's Owner's manual.)

UPTO
5XL



WHITE

BLACK

ANTHRACITE

WINEBERRY

MATT BLACK

IS-MAX II MINE **NEW**



MC-85F



MC-15F



MC-3HSF



MC-55F



IS-MAX II MAGMA **NEW**



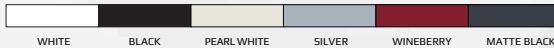
CL-MAX II FRICTION **NEW**

CL-MAX II

FEATURES

- Ready for Bluetooth communication: Built in recesses for the ChatterBox™ XBi2-H and speakers.
- Advanced Polycarbonate Composite Shell: Lightweight, superior fit and comfort using advanced CAD technology.
- Single-button Chinbar Release: Opens with one hand even with gloves on.
- "ACS" Advanced Channeling Ventilation System: Full front to back airflow flushes heat and humidity up and out.
- Optically-superior Face Shield: provides 95% UV protection.
- QuickSlide™ Shield Replacement System: Quick, secure, tool-less removal and installation.
- Bioceramic Nylex® Interior: Moisture-wicking and anti-bacterial fabric. Crown and cheek pads are fully removable and washable. All CL-MAX 2 cheek pads are interchangeable throughout all helmet sizes.
- DOT Approved
- Sizes: XS-5XL (MC-8 available in sizes XS-XL)

ALSO AVAILABLE IN SOLID COLORS



(As a guide only. Helmets must be tried on in person. Please review HJC's Owner's manual.)

| SIZING CHART | XS | SM | MD | LG | XL | 2XL | 3XL | 4XL | 5XL |
|---------------------|-------|-------|-------|-------|-------|-------|-------|-------|-------|
| HELMET SIZE (CM) | 54-55 | 55-56 | 57-58 | 58-59 | 60-61 | 62-63 | 65-66 | 67-68 | 69-70 |
| CHEEK PAD SIZE (MM) | 35 | 30 | 25 | 30 | 25 | 17 | 20 | 17 | 14 |
| LINER SIZE (MM) | 15 | 12 | 9 | 15 | 12 | 9 | 15 | 12 | 9 |

UPTO
5XL



MC-1SF

MC-3HSF

MC-5SF

MC-2SF



FG-JET



FEATURES

- Cutting edge open face design with inner sunshield.
- Advanced Fiberglass Composite Shell: Lightweight, Superior fit and comfort using advanced CAD technology.
- For more comfortable fit, FG-JET comes in 3 different shells: 1st shell: XS-5 sizing, 2nd: M-L and 3rd: XL-2XL.
- "ACS" Advanced Channeling Ventilation System: Full front to back airflow flushes heat and humidity up and out.
- Optically-superior Face Shield: provides 95% UV protection and anti-scratch coating.
- QuickSlide™ Shield Replacement System: Quick, secure, tool-less removal and installation.
- One-touch Integrated Sunshield: Three positions for sunshield sliding lever which is adjustable. Smoke tinted Sunshield deploys quickly and easily.
- SilverCool™ Interior: Moisture-wicking and odor-free liners with advanced silver anti-bacterial fabric. Crown and cheek pads are fully removable and washable.
- Cheek pads are interchangeable in all helmet sizes
- DOT Approved
- SIZES: XS-2XL

(As a guide only. Helmets must be tried on in person. Please review HJC's Owner's manual.)

| SIZING CHART | XS | SM | MD | LG | XL | 2XL |
|---------------------|-------|-------|-------|-------|-------|-------|
| HELMET SIZE (CM) | 54-55 | 55-56 | 57-58 | 58-69 | 60-61 | 62-63 |
| CHEEK PAD SIZE (MM) | 40 | 35 | 35 | 30 | 30 | 25 |
| LINER SIZE (MM) | 12 | 9 | 15 | 12 | 12 | 9 |



BLACK

WHITE

HI-VIZ
YELLOW

MATTE
BLACK



IS-33 II



PEAK
VISOR
INCLUDED

OPTIONAL
SIDE CAPS



SILVER

FEATURES

- Advanced Polycarbonate Composite Shell: Lightweight, superior fit and comfort using advanced CAD technology.
- Optically-superior Face Shield: provides 95% UV protection and anti-scratch coating.
- QuickSlide™ Shield Replacement System: Quick, secure, tool-less removal and installation.
- One-Touch Integrated SunShield: 3-stage adjustable, smoke-tinted and anti-scratch SunShield deploys quickly and easily.
- “ACS” Advanced Channeling Ventilation System: Full front to back airflow flushes heat and humidity up and out.
- SuperCool® Interior: Moisture-wicking and antibacterial fabric. Crown and cheek pads are fully removable and washable. All IS-33 II cheek pads are interchangeable throughout all helmet sizes.
- Glasses Groove can accommodate riders who wear glasses.
- Sleek, Aerodynamic Peak Visor: Includes the optional easy-to-install peak visor.
- Optional side caps available: Sold separately.
- DOT approved
- SIZES: XS-2XL

(As a guide only. Helmets must be tried on in person. Please review HJC’s Owner’s manual.)

| SIZING CHART | XS | SM | MD | LG | XL | 2XL |
|---------------------|-------|-------|-------|-------|-------|-------|
| HELMET SIZE (CM) | 53-54 | 55-56 | 57-58 | 59-60 | 61-62 | 63-64 |
| CHEEK PAD SIZE (MM) | 35 | 35 | 25 | 30 | 25 | 20 |
| LINER SIZE (MM) | 15 | 12 | 9 | 15 | 12 | 9 |



WHITE

BLACK

ANTHRACITE

WINEBERRY

MATTE BLACK

CL-JET



MATTE BLACK



BLACK

FEATURES

- Advanced Polycarbonate Composite Shell: Lightweight, superior fit and comfort using advanced CAD technology.
- “ACS” Advanced Channeling Ventilation System: Full front to back airflow flushes heat and humidity up and out.
- QuickSlide™ Shield Replacement System: Quick, secure, tool-less removal and installation.
- Optically-superior Face Shield: provides 95% UV protection and anti-scratch coating.
- Nylex® Interior: Plush, moisture-wicking fabric. Crown and cheek pads are fully removable and washable. All CL-JET cheek pads are interchangeable throughout all helmet sizes.
- DOT approved
- SIZES: XS-2XL

(As a guide only. Helmets must be tried on in person. Please review HJC’s Owner’s manual.)

| SIZING CHART | XS | SM | MD | LG | XL | 2XL |
|---------------------|-------|-------|-------|-------|-------|-------|
| HELMET SIZE (CM) | 53-54 | 55-56 | 57-58 | 59-60 | 61-62 | 63-64 |
| CHEEK PAD SIZE (MM) | 35 | 30 | 25 | 30 | 25 | 20 |
| LINER SIZE (MM) | 15 | 12 | 9 | 15 | 12 | 9 |



IS-CRUISER



MATTE
BLACK



BLACK



ANTHRACITE



WHITE



SILVER



WINEBERRY

FEATURES

- Advanced Polycarbonate Composite Shell: Lightweight, superior fit and comfort using advanced CAD technology.
- Integrated SunShield: Smoke-tinted and anti-scratch SunShield • deploys easy to slide up or down.
- Nylex® Interior: Plush, moisture wicking material with removable and washable liner.
- DOT approved
- SIZES: X5-2XL

(As a guide only. Helmets must be tried on in person. Please review HJC's Owner's manual.)

| SIZING CHART | X5 | SM | MD | LG | XL | 2XL |
|------------------|-------|-------|-------|-------|-------|-------|
| HELMET SIZE (CM) | 53-54 | 55-56 | 57-58 | 59-60 | 61-62 | 63-64 |
| LINER SIZE (MM) | 15 | 12 | 9 | 18 | 15 | 9 |

IS-CRUISER BRUSH NEW



MC-5



MC-8



CS-5N

FEATURES

- Thermoplastic Alloy Shell: Lightweight, superior fit and comfort using advanced CAD technology.
- Two Adjustable Forehead Vents: Delivers cooling air.
- Nylex® Interior: Plush, moisture-wicking fabric.
- Aerodynamic Visor: Low-profile design.
- DOT approved
- SIZES: XS - 2XL

(As a guide only. Helmets must be tried on in person. Please review HJC's Owner's manual.)

| SIZING CHART | XS | SM | MD | LG | XL | 2XL |
|---------------------|-------|-------|-------|-------|-------|-------|
| HELMET SIZE (CM) | 53-54 | 55-56 | 57-58 | 59-60 | 61-62 | 63-64 |
| CHEEK PAD SIZE (MM) | 45 | 40 | 35 | 40 | 35 | 30 |
| LINER SIZE (MM) | 15 | 12 | 9 | 15 | 12 | 9 |



WINEBERRY



BLACK



SILVER



WHITE



MATTE BLACK



ANTHRACITE

CS-2N

CS-2N RAZOR



MC-5F

MC-5



FEATURES

- Thermoplastic Alloy Shell: Lightweight, superior fit and comfort using advanced CAD technology.
- Aerodynamic Visor: Low-profile design.
- Two Forehead Vents: Delivers cooling air.
- Nylex® Interior: Plush, moisture-wicking fabric.
- Removable "Zip-out" Neck Curtain: Easy to remove.
- Optional Face Shield Sold Separately.
- DOT approved
- SIZES: XS-2XL

ALSO AVAILABLE IN SOLID COLORS



(As a guide only. Helmets must be tried on in person. Please review HJC's Owner's manual.)

| SIZING CHART | XS | SM | MD | LG | XL | 2XL |
|------------------|-------|-------|-------|-------|-------|-------|
| HELMET SIZE (CM) | 53-54 | 55-56 | 57-58 | 59-60 | 61-62 | 63-64 |
| LINER SIZE (MM) | 12 | 9 | 7 | 12 | 9 | 7 |

CL-IRON ROAD BLACK ROSE



MC-5

CL-IRON ROAD SHOW BOAT




MC-1F

MC-5F

CL-IRONROAD

- Thermoplastic Alloy Shell: Lightweight, superior fit and comfort using advanced CAD technology.
- Aerodynamic Visor: Low-profile design.
- Nylex® Interior: For added comfort.
- Removable Neck Curtain with built in speaker pockets
- Dial Comfort Adjustment Mechanism(DCAM): Provides the ultimate comfort.
- DOTZ Approved
- SIZES: XS-2XL

ALSO AVAILABLE IN SOLID COLORS



(As a guide only. Helmets must be tried on in person. Please review HJC's Owner's manual.)

| SIZING CHART | XS | SM | MD | LG | XL | 2XL |
|------------------|-------|-------|-------|-------|-------|-------|
| HELMET SIZE (CM) | 53-54 | 55-56 | 57-58 | 59-60 | 61-62 | 63-64 |
| LINER SIZE (MM) | 15 | 12 | 9 | 18 | 15 | 9 |

Dial Comfort Adjustment Mechanism (DCAM)

Customize your comfort with DCAM

1. Turn the dial clock-wise to adjust your comfort level.
2. Turn the dial counter clock-wise to loosen.



ADVANCED
POLYCARBONATE
COMPACT SHELL

"ACS" ADVANCED
CHANNELING VENTILATION
SYSTEM

LARGE EYE PORT

PIN PREPARED SHIELD
FOR ANTI-FOG LENS

SUPERCOOL®
INTERIOR

LARGE MOUTH VENT

DUAL PERFORMANCE /
EASY CONVERTING SYSTEM

*GOOGLES ARE NOT INCLUDED

DS-X1



FEATURES

- Advanced Polycarbonate Compact Shell : Lightweight, superior fit and comfort using advanced CAD technology.
- SuperCool® Moisture-wicking Interior: Anti-bacterial, removable and washable.
- Large Eye Port: for maximum visibility and superior goggle fit.
- Pin Prepared Shield for Anti-fog lens
- Aerodynamic Visor and Shell "Helmet for Dual Performance(On & Off Road)" Or "Easy converting System from Shield & Visor to Visor Only Helmet"
- Chin curtain Included
- Convertable to Snowmobile Helmet(Snow Accessories like Double / Electric Shield, Breath Guard Sold Separately)
- "ACS" Advanced Channeling Ventilation System: Full front to back airflow flushes heat and humidity up and out.
- Glasses Groove can accommodate riders who wear glasses.
- Double D-Ring
- DOT approved
- SIZES: XS - 2XL

(As a guide only. Helmets must be tried on in person. Please review HJC's Owner's manual.)

| SIZING CHART | XS | SM | MD | LG | XL | 2XL |
|---------------------|-------|-------|-------|-------|-------|-------|
| HELMET SIZE (CM) | 53-54 | 55-56 | 57-58 | 59-60 | 61-62 | 63-64 |
| CHEEK PAD SIZE (MM) | 35 | 30 | 25 | 30 | 25 | 20 |
| LINER SIZE (MM) | 12 | 12 | 9 | 15 | 12 | 9 |



SUPERCOOL®



DS-X1 SOLID COLOR **NEW**



SILVER



BLACK

WHITE

SEMI-FLAT BLACK



DS-X1 LANDER **NEW**



MC-3H



MC-5



REFLECTIVE DECAL



FG-X

ADVANCED FIBERGLASS
COMPOSITE SHELL

"ACS" ADVANCED
CHANNELING VENTILATION
SYSTEM

LARGE EYE PORT

SILVERCOOL™ PLUS
INTERIOR

FEATURES

- Advanced Fiberglass Composite Shell: Lightweight, superior fit and comfort using advanced CAD technology.
- Aggressive and attractive design.
- Large Eye Port: for maximum visibility and superior goggle fit.
- "ACS" Advanced Channeling Ventilation System: Full front to back airflow flushes heat and humidity up and out.
- SilverCool™ Interior: Moisture-wicking and odor-free interior with advanced silver anti-bacterial fabric. Crown and cheek pads are fully removable and washable. All
- FG-X cheek pads are interchangeable throughout all helmet sizes.
- SNELL/DOT Approved
- SIZES: XS-2XL

(As a guide only. Helmets must be tried on in person. Please review HJC's Owner's manual.)

| SIZING CHART | XS | SM | MD | LG | XL | 2XL |
|---------------------|-------|-------|-------|-------|-------|-------|
| HELMET SIZE (CM) | 53-54 | 55-56 | 57-58 | 59-60 | 61-62 | 63-64 |
| CHEEK PAD SIZE (MM) | 42 | 37 | 32 | 37 | 32 | 25 |
| LINER SIZE (MM) | 15 | 12 | 9 | 15 | 12 | 9 |



BLACK

WHITE

MATTE BLACK

SilverCool PLUS
WITH GINKGO EXTRACT



FG-X GRAND DUKE



MC-3H



FG-X LEGENDARY LUCHA



MC-5F



MC-3H



CL-X7

ADVANCED POLYCARBONATE COMPOSITE SHELL

"ACS" ADVANCED CHANNELING VENTILATION SYSTEM

LARGE EYE PORT

SILVERCOOL™ PLUS INTERIOR

FEATURES

- Advanced Polycarbonate Composite Shell: Revolutionary design with unique visor. Lightweight, superior fit and comfort using advanced CAD technology.
- Large Eye Port: For maximum visibility and superior goggle fit.
- "ACS" Advanced Channeling Ventilation System: (14 Intakes + 4 Exhausts) Full front to back airflow flushes heat and humidity up and out.
- SuperCool® Interior: Moisture-wicking and antibacterial fabric. Crown and cheek pads are fully removable and washable. All CL-X7 cheek pads are interchangeable throughout all helmet sizes.
- Glasses Groove can accommodate riders who wear glasses.
- SNELL/DOT Approved
- SIZE : X5-2XL (3XL-5XL DOT Only)

(As a guide only. Helmets must be tried on in person. Please review HJC's Owner's manual.)

| SIZING CHART | X5 | SM | MD | LG | XL | 2XL | 3XL | 4XL | 5XL |
|---------------------|-------|-------|-------|-------|-------|-------|-------|-------|-------|
| HELMET SIZE (CM) | 53-54 | 55-56 | 57-58 | 59-60 | 61-62 | 63-64 | 65-66 | 67-68 | 69-70 |
| CHEEK PAD SIZE (MM) | 35 | 30 | 25 | 35 | 30 | 25 | 20 | 17 | 14 |
| LINER SIZE (MM) | 12 | 9 | 9 | 15 | 12 | 9 | 12 | 9 | 7 |

UPTO
5XL



WHITE

BLACK

MATTE BLACK

SUPERCOOL®

DOT
APPROVED

SNELL
APPROVED

CL-X7 BLAZE **NEW**



MC-2



MC-1



MC-5



CL-X7 HERO **NEW**



MC-21



MC-26



CS-MX II EDGE **NEW**

CS-MX II

FEATURES

- Polycarbonate Composite Shell: Lightweight, superior fit and comfort using advanced CAD technology.
- Large Eye Port: For maximum visibility and superior goggle fit.
- "ACS" Advanced Channeling Ventilation System: Full front to back airflow flushes heat and humidity up and out.
- Plush, Nylux® Interior: Comfortable, removable, and washable.
- DOT Approved
- SIZES: XS-3XL

(As a guide only. Helmets must be tried on in person. Please review HJC's Owner's manual.)

| SIZING CHART | XS | SM | MD | LG | XL | 2XL | 3XL |
|---------------------|-------|-------|-------|-------|-------|-------|-------|
| HELMET SIZE (CM) | 53-54 | 55-56 | 57-58 | 59-60 | 61-62 | 63-64 | 65-66 |
| CHEEK PAD SIZE (MM) | 35 | 30 | 25 | 30 | 25 | 20 | 17 |
| LINER SIZE (MM) | 15 | 12 | 9 | 15 | 12 | 9 | 9 |



MATTE BLACK

MC-2

MC-5

MC-1



CS-MX II SQUAD



MC-2F



MC-1F

MC-3HF

MC-5F

CS-MX II GRAFFED



MC-1



MC-2

MC-3

MC-4

MC-5

MC-8

CL-XY II BLAZE **NEW**

CL-XY II

FEATURES

- Advanced Polycarbonate Composite Shell: Revolutionary design with unique visor. Lightweight, superior fit and comfort using advanced CAD technology.
- Large Eye Port and Maximum Range Adjustable Visor: For maximum visibility and superior goggle fit.
- "ACS" Advanced Channeling Ventilation System: Full front to back airflow flushes heat and humidity up and out.
- Plush, Nylex® Interior: Comfortable, removable, and washable.
- DOT Approved
- SIZES: Youth S, Youth M, Youth L, Youth XL

(As a guide only. Helmets must be tried on in person. Please review HJC's Owner's manual.)

| SIZING CHART | SM | MD | LG | XL |
|---------------------|-------|-------|-------|-------|
| HELMET SIZE (CM) | 53-54 | 55-56 | 57-58 | 59-60 |
| CHEEK PAD SIZE (MM) | 35 | 30 | 25 | 30 |
| LINER SIZE (MM) | 15 | 12 | 9 | 15 |

ALSO AVAILABLE IN SOLID COLORS



BLACK MATTE BLACK WHITE



MC-1

MC-2



MC-5



CS-MX II SQUAD



MC-2F



MC-1F

MC-3HF

MC-5F

CS-MX II GRAFFED



MC-1



MC-2

MC-3

MC-4

MC-5

MC-8

CL-XY II BLAZE **NEW**

CL-XY II

FEATURES

- Advanced Polycarbonate Composite Shell: Revolutionary design with unique visor. Lightweight, superior fit and comfort using advanced CAD technology.
- Large Eye Port and Maximum Range Adjustable Visor: For maximum visibility and superior goggle fit.
- "ACS" Advanced Channeling Ventilation System: Full front to back airflow flushes heat and humidity up and out.
- Plush, Nylex® Interior: Comfortable, removable, and washable.
- DOT Approved
- SIZES: Youth S, Youth M, Youth L, Youth XL

(As a guide only. Helmets must be tried on in person. Please review HJC's Owner's manual.)

| SIZING CHART | SM | MD | LG | XL |
|---------------------|-------|-------|-------|-------|
| HELMET SIZE (CM) | 53-54 | 55-56 | 57-58 | 59-60 |
| CHEEK PAD SIZE (MM) | 35 | 30 | 25 | 30 |
| LINER SIZE (MM) | 15 | 12 | 9 | 15 |

ALSO AVAILABLE IN SOLID COLORS



MC-1

MC-2



MC-5



SIZING CHART

Helmet Size Convention Chart

| SIZE | CENTIMETER | HAT SIZE | INCH |
|------|------------|---------------|-----------------|
| XS | 53-54 | 6 5/8 - 6 3/4 | 20 7/8 - 20 1/2 |
| SM | 55-56 | 6 7/8 - 7 | 21 5/8 - 22 |
| MD | 57-58 | 7 1/8 - 7 1/4 | 22 1/2 - 22 7/8 |
| LG | 59-60 | 7 3/8 - 7 1/2 | 23 1/4 - 23 5/8 |
| XL | 61-62 | 7 5/8 - 7 3/4 | 24 - 24 3/8 |
| 2XL | 63-64 | 7 7/8 - 8 | 24 3/4 - 25 1/4 |
| 3XL | 65-66 | 8 1/8 - 8 1/4 | 25 3/8 - 26 |
| 4XL | 67-68 | 8 3/8 - 8 1/2 | 26 3/8 - 26 3/4 |
| 5XL | 69-70 | 8 3/4 | 27 1/4 - 27 5/8 |

RPHA SERIES, FG-17, FG-JET

| SIZE | CM | HAT SIZE | INCH |
|------|-------|---------------|-----------------|
| XS | 54-55 | 6 3/4 - 6 7/8 | 21 1/4 - 21 5/8 |
| SM | 55-56 | 6 7/8 - 7 | 21 5/8 - 22 |
| MD | 57-58 | 7 1/8 - 7 1/4 | 22 1/2 - 22 7/8 |
| LG | 58-59 | 7 1/4 - 7 3/8 | 22 7/8 - 23 1/4 |
| XL | 60-61 | 7 1/2 - 7 5/8 | 23 5/8 - 24 |
| 2XL | 62-63 | 7 3/4 - 7 7/8 | 24 3/8 - 24 3/4 |
| 3XL | 64-65 | 8 - 8 1/8 | 25 1/4 - 25 5/8 |

CL-Y (YOUTH)

| SIZE | CM | HAT SIZE | INCH |
|------|-------|---------------|-----------------|
| SM | 49-50 | 6 3/4 - 6 7/8 | 21 1/4 - 21 5/8 |
| MD | 51-52 | 6 7/8 - 7 | 21 5/8 - 22 |
| LG | 53-54 | 7 1/8 - 7 1/4 | 22 1/2 - 22 7/8 |



CL-17 & CL-17 PLUS

| SIZE | CM | HAT SIZE | INCH |
|------|-------|---------------|-----------------|
| XS | 54-55 | 6 3/4 - 6 7/8 | 21 1/4 - 21 5/8 |
| SM | 55-56 | 7 - 7 1/8 | 22 - 22 1/2 |
| MD | 57-58 | 7 1/4 - 7 3/8 | 22 7/8 - 23 1/4 |
| LG | 59-60 | 7 1/2 - 7 5/8 | 23 5/8 - 24 |
| XL | 61-62 | 7 3/4 - 7 7/8 | 24 3/8 - 24 3/4 |
| 2XL | 63-64 | 8 - 8 1/8 | 25 1/4 - 25 5/8 |
| 3XL | 65-66 | 8 1/8 - 8 1/4 | 25 5/8 - 26 |
| 4XL | 67-68 | 8 3/8 - 8 1/2 | 26 3/8 - 26 3/4 |
| 5XL | 69-70 | 8 3/4 | 27 1/4 - 27 5/8 |

CL-XY II (YOUTH)

| SIZE | CM | HAT SIZE | INCH |
|------|-------|---------------|-----------------|
| SM | 49-50 | 6 1/8 - 6 1/4 | 19 1/4 - 19 3/8 |
| MD | 51-52 | 6 3/8 - 6 1/2 | 20 5/8 - 20 1/2 |
| LG | 53-54 | 6 5/8 - 6 3/4 | 20 7/8 - 21 1/4 |
| XL | 55-56 | 6 7/8 - 7 | 21 5/8 - 22 |


SELECTING THE RIGHT HELMET

-  Never buy a used helmet or borrow someone else's helmet. Over time the protective foam in helmets will adjust to the contours of a user's head. A used or borrowed helmet may not offer as much as much protection as a new helmet.
-  Wearing the wrong size helmet can increase your risk of serious injury or death in an accident. A helmet that is too large for your head may be dislodged or knocked off in an accident. To select the right size helmet for your head, follow these instructions:

- 1 Measure your head.** Wrap a tape measure around your head about one inch (2.5cm) above your eyebrows.
- 2 Use the sizing chart** to select the helmet size that corresponds most closely to your head measurement. If your head size falls between two helmet sizes, try on the larger helmet first and then the smaller size.
- 3 Try on the helmet** by grasping both chin straps to pull the helmet completely onto your head, ensuring that the top of your head is in contact with the top of the helmet interior.
- 4 Check for a proper fit.** To make sure your helmet is the right size, check that:
 - The helmet inner linings fits snugly around your head.
 - The top pad presses firmly on your head.
 - There is no space around your brow under the inner lining.
 - Test this by trying to insert your fingers.

If the helmet does not fit snugly, try on a smaller size.

- 5 Check your field of vision when trying on a helmet** Some helmets may obstruct or block your vision when looking left, right, up, or down.

-  Always make sure you can see well enough to safely operate your motorcycle.

- 6 Test the helmet fit** by placing your hands on each side of the helmet. While holding your head as motionless as possible, try rotating your helmet from left to right then up and down. If you can feel the helmet padding sliding on your head, it is too big, try a size smaller. You should feel the helmet move the skin on your head and face as you try to move the helmet.



- 7 Fasten the retention system (chin strap)** as tight as possible under your jaw without causing pain. There must be no slack in the strap, and the strap must be tight up against your jaw.

- 8 Test the retention system (chin strap)**

- Put your hands on the back of the helmet and try to push the helmet off by rotating it forward.
- Put your hands on the front of the helmet above your forehead (or on the chin guard) and try to push the helmet off by rotating backward.



-  If helmet comes off, try another size or another model or brand.

Repeat steps 3 through 8 until you find a helmet that fits your head snugly and securely.

SKIPFOG® ANTIFOG LENS

CLEAR VISOR,
NO SCIENCE FICTION



EXCELLENT
SEAL



EASY
TO CLEAN



100%
UV PROTECTION



EASILY
INTERCHANGEABLE



DOUBLE VISOR
SYSTEM



MADE OF MOISTURE
ABSORBING
MATERIAL

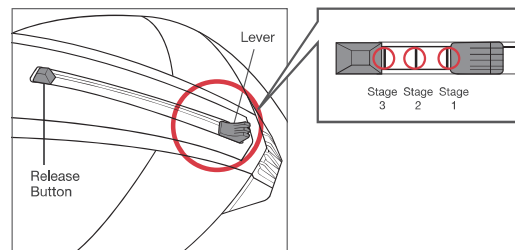


GREEN
PRODUCT

SUNSHIELD OPERATION

There are three positions for the sunshield sliding lever.

- **Stage 1 Standard position:** works best for leaned forward riding position - (sportbikes) and when more nose clearance is desired.
- **Stage 2 Lower position:** works best for more upright riding position (cruisers and touring bikes)
- **Stage 3 Lowest position:** Used primarily for sunshield removal and replacement. Release button must be held down to get to Stage3.



| SHIELD TYPES | HELMET MODEL |
|--------------|---|
| HJ-03 | CL-12Y, CL-14Y, CS-12Y, CS-Y |
| HJ-05 | AC-10, CL-12, CL-Y, CS-12, SY-MAX |
| HJ-07 | AC-11, CL-14, CL-MAX |
| HJ-09 | AC-12, CL-15, CL-16, CL-5P, CS-R1, CS-R2, CS-R3, FS-10, FS-15, IS-16, CL-17, CL-17 PLUS |
| HJ-11 | AC-3, CL-33 |
| HJ-12 | FS-3 |
| HJ-17 | CL-MAX 2, IS-MAX BT, SY-MAX III, IS-MAX II |
| HJ-17J | CL-JET, IS-33 |
| HJ-17R | FG-JET, IS-33 II |
| HJ-20 | RPHA 10 PRO, RPHA 10, RPS-10 |
| HJ-20M | FG-17, IS-17 |
| HJ-20ST | RPHA ST |
| HJ-52 | SY-MAX II |
| HJ25 | RPHA MAX |
| HJ-26 | RPHA 11 PRO |
| HJ-27 | DS-X1 |



#1 IN THE WORLD

HJC AMERICA

511 S.Harbor Blvd. STE V, La Habra, CA. 90631

Tel. 1.562.407.2186 Fax. 1.562.802.7706

WWW.HJCHELMETS.COM